



Original Article

Snail as mini-livestock: Nutritional potential of farmed *Pomacea canaliculata* (Ampullariidae)Sampat Ghosh,^a Chuleui Jung,^{a, b, *} Victor Benno Meyer-Rochow^{c, d}^a Agriculture Science and Technology Research Institute, Andong National University, GB 36729, Republic of Korea^b Department of Plant Medicine, Andong National University, GB 36729, Andong, Republic of Korea^c Research Institute of Luminous Organisms, 2749 Nakanogo (Hachijojima), Tokyo, 100-1623, Japan^d Department of Genetics and Physiology, Oulu University, Oulu, FIN 90140, Finland

ARTICLE INFO

Article history:

Received 12 September 2016

Accepted 15 December 2017

Available online 24 February 2018

Keywords:

Amino acids

Fatty acids

Minerals

Food security

Underprivileged

ABSTRACT

Amino acids, fatty acids and minerals were investigated in the farmed freshwater snail *Pomacea canaliculata* (Ampullariidae) to understand its nutritional potential as alternative livestock. Snail samples with removed gut content were collected from a local snail farm in the Republic of Korea. Almost all the essential amino acids present in the snail protein satisfied the recommended level for an ideal protein pattern, while methionine was present at a marginal level. The proportion of unsaturated fatty acids (60.5%) was higher than that of saturated fatty acids (39.5%). The ratio of polyunsaturated to monounsaturated fatty acids was 1.08, underscoring the high nutritional quality of the fat content of the species. The most abundant mineral was calcium. The high K/Na ratio (3.9) and the presence of substantial amounts of phosphorus, iron and zinc makes *P. canaliculata* snail meat potentially valuable. Thus, the utilization of under-appreciated nutritious food resources could be helpful in mitigating food security problems and in solving nutritional shortcomings in underprivileged parts of the world.

Copyright © 2018, Kasetsart University. Production and hosting by Elsevier B.V. This is an open access article under the CC BY-NC-ND license (<http://creativecommons.org/licenses/by-nc-nd/4.0/>).

Introduction

Humans have used snails as food since prehistoric time. Tools to extract the soft parts of land snails through deliberately punched holes in the shells have been identified from human habitation 12,000 years ago in North Africa (Hill et al., 2015) and archaeological evidence from a site in northern Alabama suggested that 2500 BC, the hunter-gatherer population of the New World also consumed gastropods (Schoeninger and Peebles, 1981). Indeed to this day mollusks, including fresh water and terrestrial species of snails, have been acceptable as food in many parts of the world, including New Caledonia Jamaica, Mexico, Taiwan, Formosa, the Philippines (Baby et al., 2010), Thailand and, of course, the Mediterranean countries with in particular, France where “escargots à la bourguignonne” are still regarded a world famous culinary delicacy (Peterson, 2002).

Land snails despite their long history as a human food item, are nevertheless considered a non-conventional wildlife protein source

and their consumption, as in the Ishan, Afemai, and Isoko regions of Africa, is often restricted to a certain section of the population and governed by food taboos (Meyer-Rochow, 2009). However, snails are now in the process of becoming a highly relished delicacy, often marketed as ‘Congo meat’, at least in Nigeria (Fagbuaoro et al., 2006). If the global population growth rate with an anticipated projection of 9 billion by 2050 is any guide (Bongaarts, 2009; Roberts, 2011), there will be huge pressure on the existing sources of animal protein and a shift to greater use of protein-containing plants can be anticipated. However, from a nutritional point of view, animal proteins possess a higher nutritional value than those of plants, because animal proteins contain larger quantities of essential amino acids (Yen, 2009).

Due to rising costs in producing sufficient amounts of protein-rich food from the major traditional animal sources like beef, pork, sheep, and poultry and because of problems like increased global warming, more widespread shortages of freshwater, deforestation and severe soil erosion (Koneswaran and Nierenberg, 2008; Thornton, 2010; Hedenus et al., 2014) associated with an intensification of livestock rearing, consumers will gradually have to reduce or give up the amount of animal protein they obtain from their food and most likely will need to accept more and more vegetarian sources of protein. However, such a shift, as pointed out

* Corresponding author. Agriculture Science and Technology Research Institute, Andong National University, GB 36729, Republic of Korea.

E-mail address: cjung@andong.ac.kr (C. Jung).

above, could come at a cost to the nutritional state of the human population, which is why there is a need to identify alternative, easily available and cheap sources of protein of animal origin. As snails have already been accepted as food in many cultures, they should receive greater attention as a source of alternative animal protein than has happened in the past.

Pomacea canaliculata, a freshwater species of the family Ampullariidae and commonly known as the channeled apple snail or golden apple snail, is a gastropod native to South America, but now also present on all other continents except Antarctica (IUCN, 2017; CABI, 2017). The species is regarded as edible in many parts of the world, including China, and most of Southeast Asia, including Korea (Halwart, 1994; Jung et al., 2012). Generally, snails are handpicked or with the help of a hand net collected from canals, swamps, ponds or flooded paddy fields in the rainy season, while in summer, individuals of this species conceal themselves under dried mud (Setalaphruk and Price, 2007).

The mode of preparation of the species for human consumption includes removing the shell, cleaning in saline water and boiling for several minutes and the consumption of raw or undercooked *P. canaliculata* is not recommended as that is the primary route of infection with *Angiostrongylus cantonensis* causing angiostrongyliasis (Tsai et al., 2001; Lv et al., 2009). Although there are some fragmentary data available on the composition and nutritional value of snails from Africa (Adeyeye and Afolabi, 2004; Fagbuaro et al., 2006; Ogungbenle and Omowole, 2012; Ikauniece et al., 2014), a recent compilation of the proximate nutritional composition of some preferred snail species (Ghosh et al., 2016) and several analyses of the chemical composition of European 'escargots', mainly *Helix aspersa*, the vineyard snail (Gomot, 1998), information on *P. canaliculata*'s chemical make-up and comestibility are lacking. Given its extensive culinary acceptance, it was felt that an assessment of the nutritional potential (amino acid, fatty acid and mineral content) of this species was overdue and essential in order to explore the possibility of the snail's wider use as a base for the formulation of new food/feed products.

Materials and methods

Sample collection and preparation

Specimens of *P. canaliculata* were obtained packed in a plastic bag (approximately 300 individuals) from a commercial snail farm located at Andong, Republic of Korea (36°57' N and 128°72' E) during June 2015. The farm mass-rears *P. canaliculata* primarily for

in a freeze box, and then oven-dried (50 °C for 24 h), ground to powder and prepared as dry matter (DM) for further analyses. All the solvents and chemicals used in the study were of analytical grade.

Amino acid composition analysis

The amino acid composition was determined using a Sykam Amino Acid analyzer S433 (Sykam GmbH, Eresing, Germany) following the standard method (Association of Official Analytical Chemists, 1990). Tryptophan and methionine, however, are not determinable in their entirety by this method. The ground samples were hydrolyzed in 6 N HCl for 24 h at 110 °C under a nitrogen atmosphere and then concentrated in a rota-evaporator. The concentrated samples were reconstituted with sample dilution buffer supplied by the manufacturer (0.12N citrate buffer, pH 2.20). The hydrolyzed samples were analyzed for amino acid composition. The operating conditions of the amino acid analyzer were: column: LCA K07/Li (PEEK – column 4.6 × 150 mm); application: physiological; detector: Integrated Dual-Channel Photometer (570 nm, 440 nm); detection principle: ninhydrin reaction; and inert gas: N₂. The amino acid score was calculated based on FAO/WHO/UNU, 1985.

Fatty acid composition analysis

Fatty acid composition was analyzed using gas chromatography-flame ionization detection (GC-14B, Shimadzu, Tokyo, Japan) equipped with an SP-2560 column, following the standard method (Korean Food Standard Codex, 2010). The heating rate started from 140 °C to 230 °C for 150 min with five levels of progress (4, 1, 1, 1 and 2 °C/min) to increase detectability. The samples were derivatized into fatty acid methyl esters (FAMES). Identification and quantification of FAMES were accomplished by comparing the retention times of peaks with those of pure standards purchased from Sigma (Yongin, Republic of Korea) and analyzed under the same conditions.

The results were expressed as a percentage of individual fatty acids in the lipid fraction. The atherogenic index (AI) and thrombogenic index (TI) were calculated according to the standard formulas (Ulbricht and Southgate, 1991) shown in Equations (1) and (2):

$$AI = \frac{(C12:0 + 4 \times C14:0 + C16:0)}{[\sum MUFA + \sum PUFA (n - 6) + (n - 3)]} \quad (1)$$

$$TI = \frac{(C14:0 + C16:0 + C18:0)}{[0.5 \times \sum MUFA + 0.5 \times \sum PUFA (n - 6) + 3 \times \sum PUFA (n - 3) + \frac{\{n-3\}}{n-6}]} \quad (2)$$

selling as a biological weed control agent in rice paddy field, but also does processing for snail meat for food. The snails are fed commercially available aqua feed with a formula of 17:20:60:1:2 (weight per weight) of protein of fish source, protein of plant source, grains, oil and a mixture of minerals. The nutritional composition of the feed is 23% protein, 3% fat, 10% fiber, 20% soluble carbohydrate, 1% calcium and 1.8% phosphorus. For food processing, about 100 snails (3.5 cm long with 4.5 g) were harvested, washed, steam-heated for 2 min and passed through a press-screw to remove the shell and gut content, then packed and stored at –40 °C. For nutritional analysis, the specimens were taken to the laboratory

where PUFA is polyunsaturated fatty acids and MUFA is mono-unsaturated fatty acids.

Mineral analyses

Minerals were analyzed following the standard method (Korean Food Standard Codex, 2010). Dried powder samples were digested with nitric and hydrochloric acid (1:3) at 200 °C for 30 min. Each sample was then filtered using Whatman filter paper (0.45 μm) and stored in washed glass vials before analysis could commence.

The mineral contents were analyzed using an inductively-coupled plasma-optical emission spectrophotometer (ICP-OES 720 series; Agilent; Santa Clara, CA, USA).

Results

The amino acid compositions of *P. canaliculata* proteins are shown in Table 1. The total protein content (48.5% based on dry weight) was determined by summing the individual amino acids including ammonia. Almost all the essential amino acids were present, albeit with little recovery of methionine and tryptophan. The proportion of essential amino acids was 39.7% whereas the proportion of non-essential amino acids was 60.3%. Among the essential amino acids two solely ketogenic amino acids predominated (leucine followed by lysine). By comparing the essential amino acid content of a sample protein with that of a standard protein's chemical score, tryptophan was identified as limiting while methionine was present at a marginal level. On the other

hand, glutamic acid predominated followed by arginine and aspartic acid among the non-essential amino acids. Comparison of snail essential amino acids with the recommended protein pattern and with conventional protein sources are represented in Fig. 1 and Fig. 2, respectively.

The fatty acid composition of *P. canaliculata* is presented in Table 2, with 16 different fatty acids being determined. The proportion of unsaturated fatty acids (60.5%) was higher than that of saturated fatty acids (39.5%). Among the unsaturated fatty acids of *P. canaliculata*, the proportion of polyunsaturated fatty acids (PUFA) was higher than that of the monounsaturated ones (MUFA). Of the saturated fatty acids (SFA), palmitic acid was the most abundant followed by stearic acid; the dominating MUFA and PUFA constituents were oleic and linoleic acid, respectively. The parameters used to assess the quality of fat (PUFA/SFA, n-6/n-3, AI and TI) indicated the snail fat was of good dietetic quality.

The results of the mineral content analyses are provided in Table 3. Five macro-minerals and four micro-minerals were identified. The most abundant mineral was calcium, but *P. canaliculata* can also be regarded as a suitable and substantial source of phosphorus, iron and zinc. A comparison of the snail's minerals content with other conventional food sources is presented in Fig. 3.

Table 1
Amino acid composition of *P. canaliculata*.

Amino acid	g/100 g dry matter	% of total amino acids
Valine ^a	2.1	4.3
Isoleucine ^a	2	4.1
Leucine ^a	4	8.2
Lysine ^a	3.3	6.8
Tyrosine ^b	2.2	4.5
Threonine ^a	2.3	4.7
Phenylalanine ^a	2.1	4.3
Histidine ^a	0.8	1.6
Methionine ^a	0.5	1
Tryptophan ^a	0.1	0.2
Arginine	4.4	9.1
Aspartic acid	4.1	8.5
Serine	2.4	4.9
Glutamic acid	8.4	17.3
Glycine	2.8	5.8
Alanine	2.9	5.9
Cystine	0.4	0.8
Proline	2.3	4.7
Norleucine	1.3	2.7
Taurine	0.01	0.02
Ammonia	0.1	0.2

^a essential amino acid for humans.

^b conditional essential amino acid for humans.

Discussion

Questions related to the global food security situation of the future are dominated by worries that protein demands might sooner or later outstrip protein supplies, resulting in nutritional deficiencies and health problems (Müller and Krawinkel, 2005). Since for carbohydrates and fats such consequences are not envisaged, it is the protein availability that receives the brunt of attention in the search of alternative food resources.

Protein content and availability

The freshwater snail, *P. canaliculata* had a high protein content of 48.5% dry mass. Dominant essential amino acids present were leucine and lysine. The quality of protein as related to human nutritional requirements depends upon the amino acid composition (de Guevara et al., 1995). The presence of a high amount of ketogenic acid was in agreement with studies on uncultured snails like *Helix pomatia*, *Achachatina marginata* (Adeyeye and Afolabi, 2004; Ikauniece et al., 2014) or *Limicoria* sp. and *Achatina*

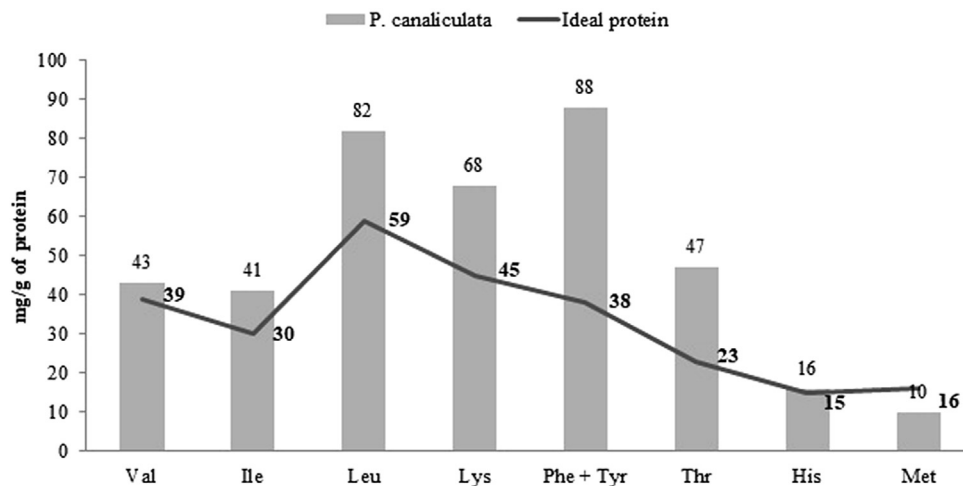


Fig. 1. Comparison of essential amino acids composition between *P. canaliculata* and recommended protein pattern based on FAO/WHO/UNU (1985), where Val = valine, Ile = isoleucine, Leu = leucine, Lys = lysine, Phe = phenylalanine, Tyr = tyrosine, Thr = threonine, His = histidine, Met = methionine.

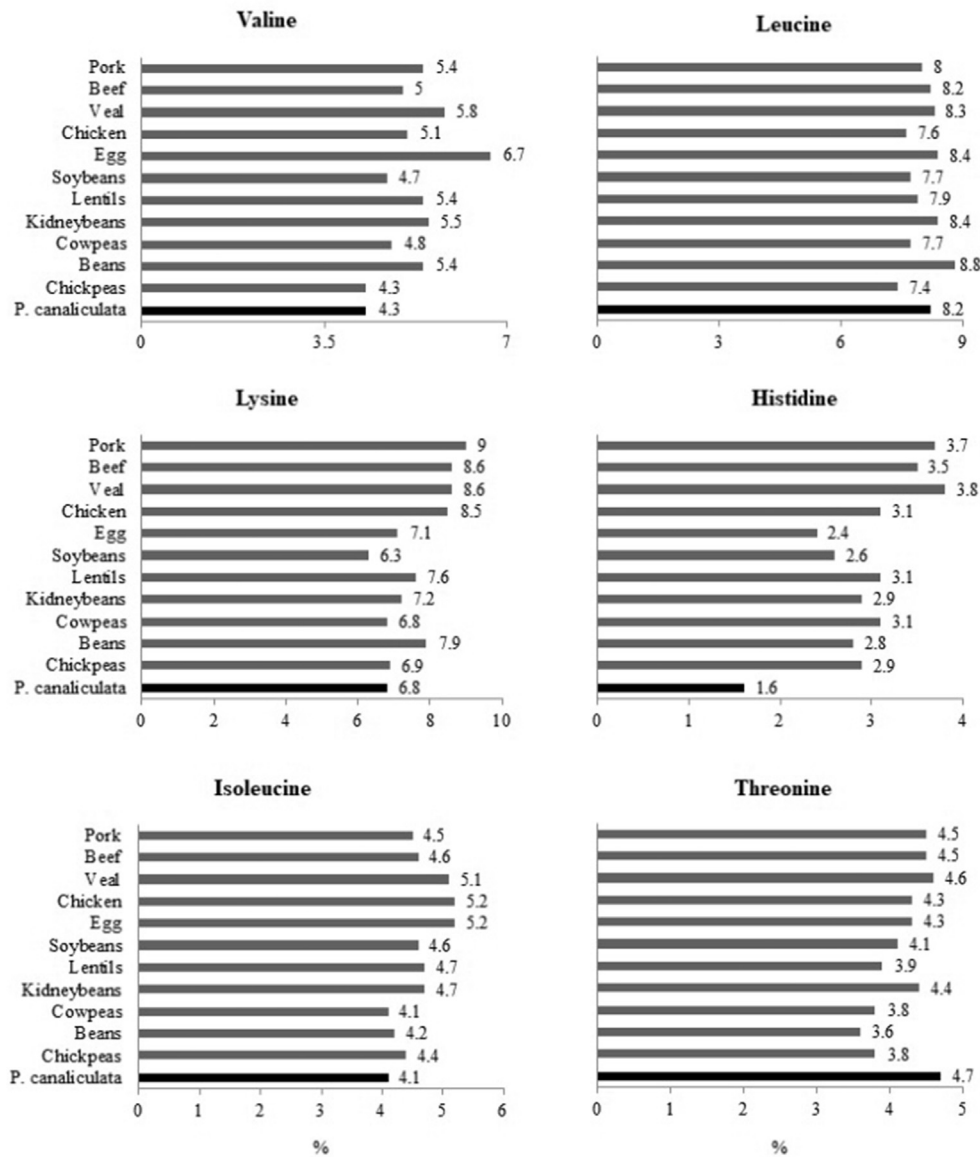


Fig. 2. Comparison of some essential amino acids among *P. canaliculata* and conventional protein sources (data other than *P. canaliculata* adopted from US Department of Agriculture, 2015).

achatina (Adeyeye and Afolabi, 2004). A high leucine component was also reported in the range 5–10% from sea fish and carp (Kaushik, 1998; Mohanty et al., 2014). Lysine was the most abundant essential amino acid in *Helix aspersa* (Cagiltay et al., 2011). Lysine, which synthesizes carnitine that is required for the transportation of fatty acid into mitochondria for β -oxidation, has received comparatively greater attention because it is limiting in the rice, maize, wheat and cassava-based diets prevalent in many parts of the world (Chavan and Kadam, 1989). The lysine content of *P. canaliculata* was higher than that reported for *A. achatina* and *A. marginata* but somewhat less than that of *Limicolaria* sp. (Adeyeye and Afolabi, 2004). Different lysine contents (2.9–4.8%) were reported from freshwater fish (Mohanty et al., 2014), with higher amounts (9–16%) from marine and cold-water fish (Zuraini et al., 2006; Mohanty et al., 2014). Ketogenetic diets are gaining more attention in clinical nutrition to benefit cancer therapy (Tennant et al., 2010; Schimdt et al., 2011) as well as in diet for weight loss (Dashti et al., 2004).

Valine and isoleucine—two branched chain amino acids (BCAAs)—were present in substantial amounts in the protein fraction of *P. canaliculata*. Isoleucine is required for muscle formation and proper growth (Charlton, 2006). Patients on hemodialysis suffering from chronic renal failure have a low plasma level of BCAAs—leucine, isoleucine and valine (Vuzelov et al., 1999). The proportions of valine and isoleucine in the snails in the current study were higher than those reported for *T. putitora* (3.8 and 3.7%, respectively) but lower than in most fresh water fish generally consumed as food (Mohanty et al., 2014). Histidine is important as the precursor of histamine, which is released from cells as a part of allergic reactions and plays an important role in the dilation and contraction of certain blood vessels (White, 1990; Ashina et al., 2015). With the exception of tryptophan, the protein content of *P. canaliculata* satisfies the levels of essential amino acids of the recommended protein pattern by FAO/WHO/UNU, 1985, reaching a methionine score of 62.5% (10 instead of ideal value 16 mg/g protein) as shown in Fig. 1. Cysteine and methionine are two

Table 2
Fatty acid composition of *P. canaliculata*.

Fatty acid	mg/100 g dry matter	% of total amino acids
Lauric acid C12:0	3.7	0.5
Myristic acid C14:0	21.6	3.1
Pentadecanoic acid C15:0	3.1	0.4
Palmitic acid C16:0	144.8	20.5
Margaric acid C17:0	8.6	1.2
Stearic acid C18:0	63.3	9
Behenic acid C22:0	17.6	2.5
Lignoceric acid C24:0	16.8	2.4
Subtotal	279.5	39.5
Hexadecenoic acid C16:1	3.8	0.5
Oleic acid C18:1	64.5	9.1
Eicosenoic acid C20:1	57.1	8.1
Subtotal	125.4	17.7
Linoleic acid C18:2 n-6	146	20.6
Linolenic acid C18:3 n-3	6.1	0.9
Eicosadienoic acid C20:2 n-6	17.6	2.5
Eicosatrienoic acid C20:3 n-3	125	17.7
DHA n-3	7.6	1.1
Subtotal	302.3	42.7
Polyunsaturated fatty acids/saturated fatty acids	1.08	
n-6/n-3	1.11	
Atherogenic index	0.55	
Thrombogenic index	0.41	

sulfur-containing amino acids. Though it is known that cysteine can spare the partial requirement of methionine, there is no indication of the portion of total sulfur-containing amino acids which can be met by cysteine (FAO/WHO/UNU, 1985). However, effective utilization of dietary proteins requires an appropriate balance between essential and nonessential amino acids as well as other nitrogen containing compounds. Arginine, essential for infants (Wu et al., 2004), is present in *P. canaliculata* along with other nonessential amino acids. The essential amino acids content of the apple snail showed comparable if not higher levels in comparison with published reports of conventional protein sources of both plant and animal origin as detailed in Fig. 2 (US Department of Agriculture, 2015).

Fat content and availability

Regarding the proportions of unsaturated and saturated fatty acids, reports exist for *Helix aspersa*, *H. aspersa maxima*, and *H. pomatia* (Ozogul et al., 2005; Milinski et al., 2006; Cagiltay et al., 2011). Among SFAs, the proportion of palmitic acid predominated which was in agreement with the reports for different species of marine fish such as *Thunnus albacares*, *Euthynnus affinis* and *S. commersoni*, brackish water fish like *Lates calcarifer*, *Mugil cephalus* and *Etroplus suratensis* and a few fresh water fish like *L. rohita* and *H. fossilis* (Mohanty et al., 2016). Similarly, oleic acid was found in abundance among the MUFAs and this is the case for most fish in different habitats (Mohanty et al., 2016). Assessing the qualities of

fat is a complex issue. High levels of SFAs are not desirable, because of their linkage to atherosclerotic disorders (Grundty, 1997). The AI indicates the relationship between the sum of the main saturated fatty acid and that of the main classes of unsaturated fatty acids, the former being considered pro-atherogenic (Ulbricht and Southgate, 1991). Saturated (lauric, myristic and palmitic) acids have the highest atherogenic potential and of these, the capacity of myristic acid to increase cholesterol levels is four times greater than the other two (Ulbricht and Southgate, 1991). The AI of the lipid fraction of the golden apple snail was 0.55, which was lower than that reported for coconut oil (13–20), palm kernel oil (7), cocoa butter (0.7) and comparable to if not less than animal meat (0.5–1) (Bobo et al., 2004) indicating less risk of cardiovascular disease. TI indicates the tendency to form clots in the blood vessels. It is defined as the relationship between prothrombogenic (saturated) and anti-thrombogenic (MUFA and PUFA) fatty acids. A higher TI indicates the potential risk of coronary heart disease (Attia et al., 2017). A positive correlation has been reported between the intake of n-3 fatty acid (especially docosahexaenoic acid; DHA) and cognitive function, visual acuity and overall brain development (Swanson et al., 2012). However, in general, the DHA proportion of *P. canaliculata* fat was lower than in most fish species which often offer low cost DHA (Hoffman et al., 2009; Mohanty et al., 2016). As the snail contained a substantial proportion of n-3 PUFA (19.9%), it had a lower TI value indicating high fat quality. The TI value of the snail (0.4) was lower than for lamb meat (1.87) (Morbidini et al., 2001) and a little higher than that reported for sea bream and sea bass (Grigorakis, 2007). Evidence suggests that the consumption of excessive amounts of n-6 fatty acid and a very high n-6/n-3 ratio promotes the pathogenesis of many ailments including cardiovascular, cancer, inflammatory and autoimmune diseases, whereas an increased level of n-3 and thus a low n-6/n-3 ratio exerts suppressive effects (Simopoulos, 2002). By comparison, the n-6/n-3 ratio of *P. canaliculata* was 1.11, which was much less, even undercutting the value of 5:1–10:1 recommended by WHO/FAO (1994).

However, not all SFAs elevate cholesterol levels and only lauric, myristic and palmitic acids have been shown to be involved while stearic acid has actually been shown to lower low-density lipoprotein (LDL) cholesterol (Mensink, 2005). In snails generally, and for *P. canaliculata* in particular, the levels of both lauric and

Table 3
Minerals content of *P. canaliculata*.

Minerals	mg/100 g dry matter
Calcium	5161.2
Magnesium	56.9
Sodium	93.4
Potassium	364.4
Phosphorus	550.4
Iron	45.5
Copper	7.1
Zinc	10.1
Manganese	2.0

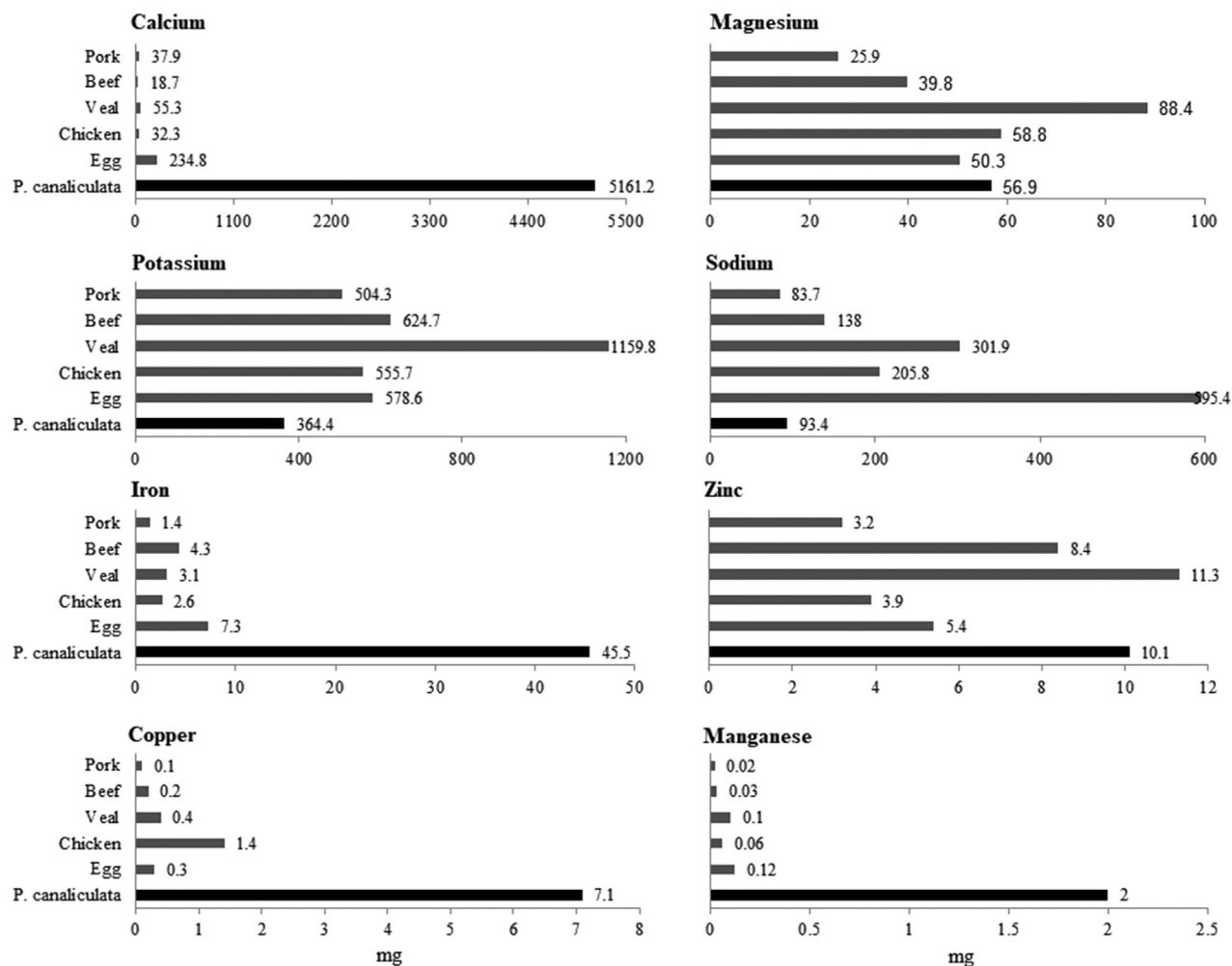


Fig. 3. Mineral content of *P. canaliculata* compared with conventional food sources (data other than *P. canaliculata* adopted from US Department of Agriculture, 2015).

myristic acid were lower than those reported from conventional animal meats. The PUFA/SFA ratio is one of the major parameters currently used to assess the nutritional quality of the lipid fraction of food. Nutritional guidelines recommend that the PUFA/SFA ratio should be above 0.4 (FAO/WHO, 2003). In *P. canaliculata*, this ratio was determined as 1.08, underscoring the high nutritional quality of the fat content of the species.

Mineral content and availability

Calcium, an essential mineral, plays vital roles by virtue of its phosphate salts in neuromuscular function, many enzyme-mediated processes, excretion, blood clotting and bone and tooth formation (Higdon and Drake, 2012). Calcium plays important roles in regulating muscle contraction, Ca^{2+} triggers muscle contraction by reaction with regulatory protein (Szent-Györgyi, 1975). Compared with other minerals of nutritional importance, calcium is economically relatively inefficient (Rafferty and Heaney, 2008). Sodium, moreover, raises calcium excretion, because it competes with calcium for reabsorption in the renal tubules (Sellmeyer et al., 2002). Generally milk, milk products and animal meats are considered food sources rich in calcium, but they are often inaccessible to a large section of the world's population. Infants and lactating women require more calcium and suboptimal intakes may hinder normal growth and manifest osteoporosis in older people,

especially post-menopausal women (Higdon and Drake, 2012). A high level of calcium was found in *P. canaliculata* and was much higher than that reported in other studies on different species of snails (Fagbuaro et al., 2006; Babalola and Akinsoyinu, 2009; Adgoke et al., 2010; Baby et al., 2010), but Gomot (1998) reported a high Ca content in the foot of *Helix pomatia* (4580 mg/100 g). The consumption of snail meat could mitigate calcium deficiencies. The high K/Na ratio (3.9) makes *P. canaliculata* snail meat potentially valuable. Low potassium levels in humans, have been associated with a variety of physiological disorders of the respiratory tract and kidneys and with hypertension (Cohn et al., 2000).

Furthermore, *P. canaliculata* was found to be a good source of iron and zinc, both being important elements for human health: zinc as an essential component of large numbers (more than 300) of enzymes and iron mainly as a component of hemoglobin and involved in respiratory processes (Higdon and Drake, 2012). Iron deficiency results from an inadequate supply of iron to cells following depletion of the body's reserve which leads to microcytic anemia (Kotze et al., 2009). Under such conditions, because of the low iron store in the body, hemoglobin synthesis and red blood cell formation are severely impaired (Kotze et al., 2009). The recommended dietary allowance (RDA) for iron is 8 mg/d for men and postmenopausal women, and 27 mg/d for pregnant women (Food and Nutrition Board Institute of Medicine, 2001). The most vulnerable sections of a population affected by iron deficiency are infants

at the weaning stage, children and women of child bearing age (Burke et al., 2014), who could benefit most from the consumption of *P. canaliculata* products. Copper is an essential trace element for humans. The ability of copper to easily accept and donate electrons by shifting between the cuprous (Cu^{+1}) and cupric (Cu^{+2}) forms explains its important role in oxidation-reduction (redox) reactions and as a scavenging free radical (Linder and Hazezh-Azam, 1996). In addition, copper together with zinc is a structural component of the antioxidant enzyme superoxide dismutase (Turnland, 2006). Assuming good bioavailability, minerals contained in snail meat could be expected to mitigate the risks of calcium, zinc and iron deficiency disorders. Overall, with the exception of sodium, *P. canaliculata* contained all other minerals at higher levels compared to conventional foods of animal origin.

Despite the obvious benefits of humans using snails as an animal nutritional source, snail farming remains one of the least recognized aspects of micro-livestock production let alone macro-livestock. Although numerous snail species are accepted as food in many parts of the world, reliable and systematic data on snails pertaining to identification and description of species, consumption rates, seasonal availability, nutritional profile and medicinal uses (Bonnemain, 2005) are scarce. Moreover, they are often directly harvested from the wild and this practice bears a potential threat to their existence with unknown ecological consequences unknown. Thus, the establishment of “snaileries” (snail farms) providing high nutritional value with little investment and requiring labor with no strenuous physical exertion could promote this under-appreciated source of nutritious food and thereby help to solve nutritional shortcomings and even unemployment in some countries or underprivileged districts.

Conflict of interest

The authors declare no conflict of interest.

Acknowledgement

The authors are thankful for the Gyeongbuk Agricultural Research Grant (2016) supporting the first author's fellowship, and to Mr Kwon Soon Gab of the Moowi Snail Farm, Andong, Korea for material support. Thanks are also extended to Professor I. Chun (Andong National University), Dr S-I Kwon (Gyeongbuk Institute for Bioindustry, Republic of Korea) and the Insect Industry R&D Centre, Andong, Korea for instrumental and technical support.

References

- Adeyeye, E.I., Afolabi, E.O., 2004. Amino acid composition of three different types of land snails consumed in Nigeria. *Food Chem.* 85, 535–539.
- Adgoke, A.A., Bukola, A.-T.C., Comfort, I.U., Olayinka, A.A., Amos, K.O., 2010. Snails as meat source: epidemiological and nutritional perspectives. *J. Microbiol. Antimicrob.* 2, 1–5.
- Ashina, K., Tsubosaka, Y., Nakamura, T., Omori, K., Kobayashi, K., Hori, M., Ozaki, H., Murata, T., 2015. Histamine induces vascular hyperpermeability by increasing blood flow and endothelial barrier disruption in vivo. *PLoS One* 10. <https://doi.org/10.1371/journal.pone.0132367>.
- Association of Official Analytical Chemists, 1990. *Official Methods of Analysis*, fifteenth ed. Association of Official Analytical Chemists, Washington DC, USA.
- Attia, Y.A., Al-Harathi, M.A., Korish, M.A., Shiboob, M.M., 2017. Fatty acid and cholesterol profiles, hypercholesterolemic, atherogenic, and thrombogenic indices of broiler meat in the retail market. *Lipids Health Dis.* 16, 40. <https://doi.org/10.1186/s12944-017-0423-8>.
- Babalola, O.O., Akinsoyinu, A.O., 2009. Proximate composition and mineral profile of snail meat from different breeds and land snail in Nigeria. *Pak. J. Nutr.* 8, 1842–1844.
- Baby, R.L., Hasan, I., Kabir, K.A., Naser, M.N., 2010. Nutrient analysis of some commercially important molluscs of Bangladesh. *J. Sci. Res.* 2, 390–396.
- Bobé, G., Zimmerman, S., Hammond, E.G., Freeman, A.E.G., Lindberg, G.L., Beitz, D.C., 2004. Texture of Butters Made from Milks Differing in Indices of Atherogenicity. Report No.: Animal Industry Report: AS 650, ASL R1902. Available from: http://lib.dr.iastate.edu/ans_air/vol650/iss1/61, 15 May 2013.
- Bongaarts, J., 2009. Human population growth and the demographic transition. *Philos. Trans. R. Soc. Lond. B. Biol. Sci.* 364, 2985–2990.
- Bonmain, B., 2005. Helix and drugs: snails for Western health care from antiquity to the present. *Evid. Based Compl. Alternat. Med.* 2, 25–28.
- Burke, R.M., Leon, J.S., Suchdev, P.S., 2014. Identification, prevention and treatment of iron deficiency during first 1000 days. *Nutrients* 6, 4093–4114.
- CABI, 2017. *Pomacea canaliculata* (Golden Apple Snail) Datasheet. <http://www.cabi.org/isc/datasheet/68490>, 24 September 2017.
- Cagiltay, F., Erkan, N., Tosun, D., Selcuk, A., 2011. Amino acid, fatty acid, vitamin and mineral contents of the edible garden snail (*Helix aspersa*). *J. Fish. Sci.* 5, 354–363.
- Charlton, M., 2006. Branched chain amino acid enriched supplements as therapy for liver disease. *J. Nutr.* 136, 2955–2985.
- Chavan, J.K., Kadam, S.S., 1989. Nutritional improvement of cereals by sprouting. *Crit. Rev. Food Sci. Nutr.* 28, 401–437.
- Cohn, J.N., Kowey, P.R., Whelton, P.K., Prisant, M., 2000. New guidelines for potassium replacement in clinical practice, A complementary review by the National Council on Potassium in clinical practice. *Arch. Intern. Med.* 160, 2429–2436.
- Dashti, H.M., Mathew, T.C., Hussein, T., Asfar, S.K., Behbahani, A., Khoursheed, M.A., Al-Sayer, H.M., Bo-Abbas, Y.Y., Al-Zaid, N.S., 2004. Long term effects of a ketogenic diet in obese patients. *Exp. Clin. Cardiol.* 9, 200–205.
- Fagbua, O., Oso, J.A., Edward, J.B., Ogunleye, R.F., 2006. Nutritional status of four species of giant land snails in Nigeria. *J. Zhejiang Univ. Sci. B* 7, 686–689.
- FAO/WHO, 2003. Diet Nutrition and Prevention of Chronic Diseases. World Health Organization, Geneva. Report No.: WHO Technical Report Series 916. 148.
- FAO/WHO/UNU, 1985. Energy and Protein Requirements. World Health Organization, Geneva. WHO Technical Report Series No. 724. <http://www.fao.org/docrep/003/aa040e/AA040E00.htm#TOC>, 15 November 2015.
- Food and Nutrition Board, Institute of Medicine, 2001. Iron. In: Dietary Reference Intakes for Vitamin a, Vitamin K, Boron, Chromium, Copper, Iodine, Iron, Manganese, Molybdenum, Nickel, Silicon, Vanadium and Zinc. National Academic Press, Washington, DC, USA, pp. 290–393.
- Ghosh, S., Jung, C., Meyer-Rochow, V.B., 2016. Snail farming: an Indian perspective of a potential tool for food security. *Ann. Aquac. Res.* 3, 1024. <https://goo.gl/QGdbEZ>, 4 June 2017.
- Gomot, A., 1998. Biochemical composition of Helix snails: influence of genetic and physiological factors. *J. Mollus. Stud.* 64, 173–181.
- Grigorakis, K., 2007. Compositional and organoleptic quality of farmed and wild gilthead sea bream (*Sparus aurata*) and sea bass (*Dicentrarchus labrax*) and factors affecting it: a review. *Aquaculture* 272, 55–75.
- Grundy, S.M., 1997. What is the desirable ratio of saturated, polyunsaturated and monounsaturated fatty acids in the diet? *Am. J. Clin. Nutr.* 66, 988S–990S.
- de Guevara, O.L., Padilla, P., Garcia, L., Pino, J.M., Ramos-Elorduy, J., 1995. Amino acid determination in some edible Mexican insects. *Amino Acids* 9, 161–173.
- Halwart, M., 1994. The golden apple snail *Pomacea canaliculata* in Asian rice farming system: present impact and future threat. *Int. J. Pest Manage.* 40, 199–206.
- Hedenus, F., Wirsenius, S., Johansson, D.J.A., 2014. The importance of reduced meat and dairy consumption for meeting stringent climate change targets. *Clim. Chang.* 124, 79–91.
- Higdon, J., Drake, V.J., 2012. An Evidence-based Approach to Vitamins and Minerals: health benefits and intake recommendations, second ed. Thieme Publishers, New York, NY, USA.
- Hill, E.A., Hunt, C.O., Lucarini, G., Mutri, G., Farr, L., Barker, G., 2015. Land gastropod piercing during the late pleistocene and early holocene in the hua Fteah, Libya. *J. Archaeol. Sci. Rep.* 4, 320–325.
- Hoffman, D.R., Boettcher, J.A., Diersen-Schade, D.A., 2009. Toward optimizing vision and cognition in term infants by dietary docosahexaenoic acid and arachidonic acid supplementation: a review of randomized controlled trials. *Prostaglandins Leukot. Essent. Fatty Acids* 81, 151–158.
- Ikaunieca, D., Jemeljanovs, A., Sterna, V., Strazdina, V., 2014. Evaluation of nutrition value of Roman snail's (*Helix pomatia*) meat obtained in Latvia. In: Foodbalt 2014, 9th Baltic Conference on Food Science and Technology, Jelgava, Latvia, pp. 28–31.
- IUCN, 2017. The IUCN list of threatened species 2017-2. *Pomacea Canaliculata*. <https://doi.org/10.2305/IUCN.UK.2012-1.RLTS.T166261A1124485.en>, 24 September 2017.
- Jung, B.-M., Kwon, Y.-S., Park, Y.-S., 2012. Effect of global warming on the distribution of overwintering *Pomacea canaliculata* (Gastropod: Ampullariidae) in Korea. *Kor. J. Limnol.* 45, 453–458.
- Kaushik, S.J., 1998. Whole body amino acid composition of European seabass (*Dicentrarchus labrax*), gilthead seabream (*Sparus aurata*) and turbot (*Psetta maxima*) with an estimation of their IAA requirement profiles. *Aquat. Living Resour.* 11, 355–358.
- Koneswaran, G., Nierenberg, D., 2008. Global farm animal production and global warming: impacting and mitigating climate change. *Environ. Health Persp.* 116, 578–582.
- Korean Food Standard Codex, 2010. Ministry of Food and Drug Safety. Seoul, Republic of Korea.
- Kotze, M.J., van Velden, D.P., van Rensburg, S.J., Erasmus, R., 2009. Pathogenic mechanisms underlying iron deficiency and iron overload: new insight for clinical application. *J. Int. Fed. Clin. Chem. Lab. Med.* 20, 108–123.
- Linder, M.C., Hazezh-Azam, M., 1996. Copper biochemistry and molecular biology. *Am. J. Clin. Nutr.* 63, 797S–811S.
- lv, S., Zhang, Y., Liu, H.-X., Hu, L., Yang, K., Steinmann, P., Chen, Z., Wang, L.-Y., et al., 2009. Invasive snails and an emerging infectious disease: results from the first

- national survey on *Angiostrongylus cantonensis* in China. PLoS Negl. Trop. Dis 3:e368. <https://doi.org/10.1371/journal.pntd.0000368>.
- Mensink, R.P., 2005. Effects of stearic acid on plasma lipid and lipoproteins in human. *Lipids* 40, 1201–1205.
- Meyer-Rochow, V.B., 2009. Food taboos: their origins and purposes. *J. Ethnobiol. Ethnomed.* 5 (18). <https://doi.org/10.1186/1746-4269-5-18>.
- Milinsk, M.C., Padre, R.G., Hayashi, C., de Oliveria, C.C., Visentainer, J.V., de Souza, N.E., Matsushita, M., 2006. Effects of feed protein and lipid contents on fatty acid profile of snail (*Helix aspersa maxima*) meat. *J. Food Compos. Anal.* 19, 212–216.
- Mohanty, B., Mahanty, A., Ganguly, S., Sankar, T.V., Chakraborty, K., Rangasamy, A., Paul, B., Sarma, D., et al., 2014. Amino acid compositions of 27 food fishes and their importance in clinical nutrition. *J. Amino Acids.* <https://doi.org/10.1155/2014/269797>.
- Mohanty, B.P., Ganguly, S., Mahanty, A., Sankar, T.V., Anandan, R., Chakraborty, K., Paul, B.N., Sarma, D., et al., 2016. DHA and EPA content and fatty acid profile of 39 food fishes from India. *BioMed Res. Int.* <https://doi.org/10.1155/2016/4027437>.
- Morbidity, L., Sarti, D.M., Pollidori, P., Valigi, A., 2001. Carcass, meat and fat quality in Italian merino derived lambs obtained with organic farming system, pp. 128–132. In: Robino, R., Morand-Fehr, P. (Eds.), *Production Systems and Product Quality in Sheep and Goat*. CIHEAM, Zaragoza.
- Müller, O., Krawinkel, M., 2005. Malnutrition and health in developing countries. *Can. Med. Assoc. J.* 173, 279–286.
- Ogungbenle, H.N., Omowole, B.M., 2012. Chemical, functional and amino acid composition of Periwinkle (*Tympanotonus fuscatus var radula*) meat. *Int. J. Pharm. Sci. Rev. Res.* 13, 128–132.
- Ozogul, Y., Ozogul, F., Olgunoglu, A.I., 2005. Fatty acid profile and mineral content of the wild snail (*Helix pomatia*) from the region of the south of the Turkey. *Eur. Food Res. Technol.* 221, 547–549.
- Peterson, J., 2002. *Glorious French Food: a Fresh Approach to the Classics*, first ed. John Wiley and Sons Inc, Hoboken, NJ, USA.
- Rafferty, K., Heaney, R.P., 2008. Nutrient effects on the calcium economy: emphasizing the potassium controversy. *J. Nutr.* 138, 166S–171S.
- Roberts, L., 2011. 9 billion? *Science* 333, 540–543.
- Schoeninger, M.J., Peebles, C.S., 1981. Effect of mollusc eating on human bone strontium levels. *J. Archaeol. Sci.* 8, 391–397.
- Schimdt, M., Pfetzer, N., Schwab, M., Strauss, I., Kammerer, U., 2011. Effects of a ketogenic diet on the quality of life in 16 patients with advanced cancer: a pilot trial. *Nutr. Metab. (Lond.)* 8, 54. <https://doi.org/10.1186/1743-7075-8-54>.
- Sellmeyer, D.E., Schloetter, M., Sebastian, A., 2002. Potassium citrate prevents increased urine calcium excretion and bone resorption induced by a high sodium chloride diet. *J. Clin. Endocrinol. Metab.* 87, 2008–2012.
- Setalaphruk, C., Price, L.L., 2007. Children's traditional knowledge of wild food resources: a case study in rural village in Northeast Thailand. *J. Ethnobiol. Ethnomed.* 3, 33. <https://doi.org/10.1186/1746-4269-3-33>.
- Simpoulos, A.P., 2002. Genetic variation and dietary response: nutrigenetics/nutrigenomics. *Asia Pac. J. Clin. Nutr.* 11, S117–S128.
- Swanson, D., Block, R., Mousa, S.A., 2012. Omega-3 fatty acids EPA and DHA: health benefits throughout life. *Adv. Nutr.* 3, 1–7.
- Szent-Györgyi, A.G., 1975. Calcium regulation of muscle contraction. *Biophys. J.* 15, 707–723.
- Tennant, D.A., Duran, R.V., Gottlieb, E., 2010. Targeting metabolic transformation for cancer therapy. *Nat. Rev. Cancer* 10, 267–277.
- Thornton, P.K., 2010. Livestock production: recent trends, future prospects. *Philos. Trans. R. Soc. Lond. B. Biol. Sci.* 365, 2853–2867.
- Tsai, T.H., Liu, Y.C., Wann, S.R., Lin, W.R., Lee, S.J., Lin, H.H., Chen, Y.S., Yen, M.Y., Yen, C.M., 2001. An outbreak of meningitis caused by *Angiostrongylus cantonensis* in Kaohsiung. *J. Microbiol. Immunol. Infect.* 34, 50–56.
- Turnland, J.R., 2006. Copper, pp. 286–299. In: Shils, M.E., Shike, M., Ross, A.C., Caballero, B., Cousins, R.J. (Eds.), *Modern Nutrition in Health and Disease*, tenth ed. Lippincott Williams and Wilkins, Philadelphia, PA, USA.
- Ulbricht, T.L.V., Southgate, D.A.T., 1991. Coronary heart disease: seven dietary factors. *Lancet* 338, 985–992.
- US Department of Agriculture, 2015. Database on Nutrient Content of Food. USA. <http://www.ndb.nal.usda.gov>, 15 May 2015.
- Vuzelov, E., Krivoshev, S., Ribarova, F., Boyadjiev, N., 1999. Plasma levels of branched chain amino acids in patients on regular hemodialysis before and after including a high-protein supplement in their diet. *Folia Med. (Plovdiv)* 41, 19–22.
- White, M.V., 1990. The role of histamine in allergic disease. *J. Allergy Clin. Immunol.* 86, 599–605.
- WHO/FAO, 1994. World health organization and food and agriculture organization joint consultations: fats and oils in human nutrition. *Nutr. Rev.* 53, 202–205.
- Wu, G., Jaeger, L.A., Bazer, F.W., Rhoads, J.M., 2004. Arginine deficiency in preterm infants: biochemical mechanisms and nutritional implications. *J. Nutr. Biochem.* 15, 442–451.
- Yen, A.L., 2009. Edible insects: traditional knowledge or western phobia? *Entomol. Res.* 39, 289–298.
- Zuraini, A., Somchit, M.N., Solihah, M.H., Goh, Y.M., Arifah, A.K., Zakaria, M.S., Somchit, N., Rajion, M.A., et al., 2006. Fatty acid and amino acid composition of three local Malaysian *Channa* spp. fish. *Food Chem.* 97, 674–678.

Further reading

- World Health Organization (WHO), 2007. Food and Agriculture Organization of the United Nations (FAO). Protein and amino acid requirements in human nutrition Report of a joint FAO/WHO/UNU expert consultation (WHO Technical Report Series 935). United Nations University (UNU), Geneva, Switzerland, p. 265. http://www.who.int/nutrition/publications/nutrientrequirements/WHO_TRS_935/en/.